



# Club Health Assessment for District 202 D through August 2025

INTERNATIONAL

			Status	Membership						Reports				Finance	LCIF	
Club Number	Club Name	Charter Date	Times in Status Quo in Past 2 Years	Current Member Count **	YTD Members Added	YTD Members Dropped	YTD Net Growth% ***	Member Count 1 Year Ago	Dropped Members Avg.Length of Service	Months Since Membership Update	Current Officers Reported ****	Current President Repeated Term	VP Reported *****	Last Date Reported Service (mm/yyyy)	Account Balance	YTD Donations
Clubs less than two years old																
182564	Hawera	06/03/2025	Newly Chartered	22	1	0	4.76%	0		1	Y	2	N	07/2025		
156492	Palmerston North Clearview Park Exc Award (06/30/2024)	11/02/2023	Active	24	0	0	0.00%	25		3	Y		N	07/2025		
Clubs more than two years old																
23244	ASHHURST POHANGINA	10/26/1971	Active	22	0	0	0.00%	23		2	Y	6		10/2019		
23245	BELL BLOCK AND DISTRICTS Exc Award (06/30/2016)	05/17/1972	Active	20	1	3	-9.09%	23	14	0	Y		N	05/2025		\$298.09
31079	COLYTON-BUNNYTHORPE Exc Award (06/30/2016, 06/30/2017, 06/30/2018)	07/10/1975	Active	39	0	0	0.00%	40		1	Y			08/2025		
23247	ELTHAM Exc Award (06/30/2016, 06/30/2017, 06/30/2022, 06/30/2023)	10/13/1970	Active	42	3	0	7.69%	41		1	Y		N	08/2025		
23248	FEILDING	12/14/1961	Active	36	2	0	5.88%	37		1	Y			02/2023		\$592.01
34474	FEILDING MANCHESTER	09/20/1977	Active	24	0	1	-4.00%	32	30	0	Y	2		06/2025		
23249	FOXTON Exc Award (06/30/2017)	12/16/1965	Active	13	1	0	8.33%	11		0	Y		R	04/2025		
53041	FOXTON TE AWAHOU	05/01/1992	Active	18	1	0	5.88%	19		1	Y	2	R	07/2025		
52903	HAWERA MT VIEW	04/21/1992	Active	28	1	0	3.70%	27		2	Y		N	02/2025		
23251	HUNTERVILLE	05/15/1967	Active	32	0	1	-3.03%	33	33	1	Y			06/2024		
23252	INGLEWOOD Exc Award (06/30/2018, 06/30/2023, 06/30/2024)	05/02/1967	Active	37	4	0	12.12%	35		0	Y		N	03/2024		
23253	KAIRANGA Exc Award (06/30/2017, 06/30/2018, 06/30/2024)	06/15/1973	Active	42	0	0	0.00%	43		0	Y		N	08/2025		
23255	KAPONGA Exc Award (06/30/2018, 06/30/2023)	03/29/1972	Active	33	0	1	-2.94%	33	48	1	Y		N	07/2025		\$200.00
23259	MARTON	03/24/1964	Active	24	0	2	-7.69%	21	16	1	Y	2		05/2025		
141620	New Plymouth Central	06/20/2020	Active	33	2	0	6.45%	29		0	Y			07/2025		



# Club Health Assessment for District 202 D through August 2025

			Status	Membership					Reports				Finance	LCIF		
Club Number	Club Name	Charter Date	Times in Status Quo in Past 2 Years	Current Member Count **	YTD Members Added	YTD Members Dropped	YTD Net Growth% ***	Member Count 1 Year Ago	Dropped Members Avg.Length of Service	Months Since Membership Update	Current Officers Reported ****	Current President Repeated Term	VP Reported *****	Last Date Reported Service (mm/yyyy)	Account Balance	YTD Donations
Exc Award (06/30/2021, 06/30/2022, 06/30/2023)																
41211	NEW PLYMOUTH PAKEKE	04/02/1982	Active	41	0	0	0.00%	36		1	Y			08/2025		
Exc Award (06/30/2021)																
36405	NORMANBY & DISTRICTS L C	12/20/1978	Active	33	1	0	3.13%	34		1	Y	2	N	06/2025		\$236.81
Exc Award (06/30/2016, 06/30/2017, 06/30/2022, 06/30/2023)																
23263	OKATO	05/10/1970	Active	17	0	1	-5.56%	17	30	0	Y	3		08/2025		
23264	OPUNAKE	10/10/1968	Active	47	0	1	-2.08%	57	24	0	Y		N	03/2025		
Exc Award (06/30/2020, 06/30/2024)																
52904	OPUNAKE LAKESIDE	04/20/1992	Active	10	0	0	0.00%	14		6	Y			02/2025		
31171	PALMERSTON NORTH FITZHERBERT	09/08/1975	Active	22	2	0	10.00%	22		1	Y		N	07/2025		
Exc Award (06/30/2024)																
53495	PALMERSTON NORTH HEARTLAND	07/01/1992	Active	35	0	1	-2.78%	42	1	2	Y			08/2025		\$213.43
Exc Award (06/30/2016, 06/30/2019, 06/30/2020)																
23269	PALMERSTON NORTH MID DISTRICT	10/22/1968	Active	58	4	0	7.41%	52		0	Y		N	07/2025		
Exc Award (06/30/2020)																
48732	PALMERSTON NORTH PAPAIOEA ROSE CITY	06/22/1988	Active	17	2	0	13.33%	18		1	Y	2		08/2025		
Exc Award (06/30/2020)																
23270	PATEA	09/30/1969	Active	9	0	0	0.00%	11		3	Y			08/2025		
23273	RONGOTE A & DISTRICT	07/03/1968	Active	47	0	0	0.00%	46		2	Y		N	06/2025		
Exc Award (06/30/2016)																
23274	RUAPEHU LIONS CLUB	08/18/1965	Active	19	4	1	18.75%	16	1	1	Y			07/2025		\$605.92
23276	STRATFORD	11/29/1962	Active	48	0	0	0.00%	44		3	Y	2	N	07/2025		\$596.18
Exc Award (06/30/2022, 06/30/2023, 06/30/2024)																
34690	TOKO & DISTRICTS L C	11/29/1977	Active	36	0	1	-2.70%	38	2	0	Y		N	04/2025		
Exc Award (06/30/2019, 06/30/2023)																
23282	WAITARA	12/07/1966	P- Active	2	0	1	-33.33%	13	9	2	N	None		03/2025		
Exc Award (06/30/2016)																
23283	WANGANUI L C	08/22/1961	Active	21	0	0	0.00%	20		8	Y	4		05/2024		



## Club Health Assessment for District 202 D through August 2025

						Status		Membership					Reports				Finance		LCIF
						Times in Status Quo in Past 2 Years		Current Member Count **	YTD Members Added	YTD Members Dropped	YTD Net Growth% ***	Member Count 1 Year Ago	Dropped Members Avg.Length of Service	Months Since Membership Update	Current Officers Reported ****	Current President Repeated Term	VP Reported *****	Last Date Reported Service (mm/yyyy)	Account Balance
Club Number	Club Name		Charter Date																
23285	WAVERLEY		04/06/1967			Active		20	0	0	0.00%	26		2	Y	11/2023			
Current Total Clubs Count	YTD New Clubs Count	YTD Cancelled Clubs Count	YTD Net Club Gain	Current Total Members Count	YTD Add	YTD Drop	YTD Net Growth	YTD Net Growth %	Member Count 12 Months Ago	Average Member Count Per Club	% of Clubs with less than 20 members	% No Officer Report in 12 Months	% of Clubs with balance 90+ days	Number of Clubs in Status Quo	% Status Quo Clubs in Financial Suspension	Number of Cancelled Clubs	Average Cancelled Club Age	Members Lost Due to Cancellation	% of Clubs Cancelled for Non-Financial Reasons
34	0	0	0	971	29	14	15	1.57%	978	29	24%	0%	0%	0	0%	0	0	0	0%

\* - P - Priority Club. Cancellation Reasons: 1-Objectives/conduct, 2-Non-active club, 5-Non-existing club, 6-Disbanding, 7-Merger, 8-Financial Suspension, 9-District/Multiple District Dues.

\*\* Red denotes below 15 active members.

\*\*\* Red denotes 20% + loss.

\*\*\*\* Y - all 3 (President, Secretary, Treasurer) club officers reported, N - not all 3 reported.

\*\*\*\*\* Abbreviation: N-New, IP-Immediate Past, R-Repeat.



## Club Health Assessment for District 202 E through August 2025

			Status	Membership						Reports				Finance	LCIF	
Club Number	Club Name	Charter Date	Times in Status Quo in Past 2 Years	Current Member Count **	YTD Members Added	YTD Members Dropped	YTD Net Growth% ***	Member Count 1 Year Ago	Dropped Members Avg.Length of Service	Months Since Membership Update	Current Officers Reported ****	Current President Repeated Term	VP Reported *****	Last Date Reported Service (mm/yyyy)	Account Balance	YTD Donations
Clubs more than two years old																
43105	AHAURA GREY VALLEY	10/18/1983	Active	16	0	0	0.00%	16		17	N	None		08/2023		
23286	AKAROA AND BAYS L C	12/29/1971	Active	45	0	3	-6.25%	43	26	0	N	None		04/2022		
Exc Award (06/30/2016, 06/30/2017)																
35627	AMBERLEY DISTRICT L C	05/02/1978	Active	36	0	1	-2.70%	42	9	1	Y	2	N	06/2025		
Exc Award (06/30/2019)																
23287	AMURI	06/29/1972	Active	29	0	0	0.00%	28		1	Y		N	05/2025	90+ Days	
53205	Beavertown Blenheim	06/01/1992	Active	28	1	0	3.70%	29		0	Y	5	N	07/2025		
Exc Award (06/30/2016, 06/30/2018, 06/30/2020)																
23289	BLENHEIM	02/25/1963	Active	57	0	2	-3.39%	59	5	0	Y		N	08/2025		\$2,960.07
Exc Award (06/30/2017, 06/30/2018, 06/30/2020, 06/30/2022, 06/30/2024)																
23290	CHEVIOT	12/04/1968	Active	23	0	0	0.00%	21		7	Y	2	R	01/2023		
59866	CHRISTCHURCH CHINESE	07/16/1997	Active	31	2	3	-3.13%	28	1	0	Y	2	N	02/2025		
66350	CHRISTCHURCH CITY BREAKFAST	06/28/2002	Active	7	0	0	0.00%	8		9	Y	2	R	06/2025		\$84.83
Exc Award (06/30/2019)																
23291	CHRISTCHURCH HOST	09/30/1959	Active	14	0	0	0.00%	14		14	Y			06/2025		
Exc Award (06/30/2016)																
53121	CHRISTCHURCH PEGASUS	05/18/1992	Active	9	0	0	0.00%	9		2	Y	2		06/2025		
23293	Christchurch South Ferrymead	02/02/1966	Active	16	0	2	-11.11%	15	2	1	N			08/2025		
23295	ELLESMERE	02/12/1970	Active	66	1	0	1.54%	64		1	Y		N	07/2025		
Exc Award (06/30/2016)																
40323	GLENMARK	08/28/1981	Active	32	2	2	0.00%	32	0	0	Y		N	04/2025		
23315	GOLDEN BAY	08/25/1964	Active	24	0	0	0.00%	26		4	Y		N	02/2023		
Exc Award (06/30/2016, 06/30/2020)																
23298	GREYMOUTH	09/21/1963	Active	25	0	1	-3.85%	28	34	0	Y	3	N	10/2022		\$153.92
35628	HALSWELL DISTRICT L C	05/12/1978	Active	31	1	0	3.33%	26		0	Y	4	R	05/2024		
Exc Award (06/30/2017, 06/30/2022)																
43107	HANMER SPRINGS	10/18/1983	Active	9	0	0	0.00%	11		3	N	None		05/2025		
23299	HAVELOCK	02/08/1966	Active	28	0	0	0.00%	25		2	Y	2	N	08/2025		



# Club Health Assessment for District 202 E through August 2025

INTERNATIONAL

			Status	Membership					Reports				Finance		LCIF	
Club Number	Club Name	Charter Date	Times in Status Quo in Past 2 Years	Current Member Count **	YTD Members Added	YTD Members Dropped	YTD Net Growth% ***	Member Count 1 Year Ago	Dropped Members Avg.Length of Service	Months Since Membership Update	Current Officers Reported ****	Current President Repeated Term	VP Reported *****	Last Date Reported Service (mm/yyyy)	Account Balance	YTD Donations
Exc Award (06/30/2017, 06/30/2019, 06/30/2021, 06/30/2025)																
33579	HAWARDEN WAIKARI	03/29/1977	Active	32	2	0	6.67%	30		0	Y		R	07/2025		
Exc Award (06/30/2016, 06/30/2019)																
23300	HOKITIKA	10/05/1965	Active	9	0	0	0.00%	21		2	Y	3	N	10/2023		
Exc Award (06/30/2016, 06/30/2022)																
23301	KAIKOURA	08/31/1964	Active	30	0	0	0.00%	30		3	Y		N	07/2025		
Exc Award (06/30/2016, 06/30/2019, 06/30/2022, 06/30/2023, 06/30/2024)																
52305	KAIKOURA SEAWARD	12/19/1991	Active	33	0	1	-2.94%	33	4	1	Y			07/2025		
Exc Award (06/30/2017, 06/30/2019, 06/30/2021, 06/30/2023, 06/30/2024)																
23303	MALVERN	09/07/1971	Active	54	0	0	0.00%	54		2	Y		N	08/2025		
Exc Award (06/30/2016, 06/30/2019)																
23305	MOTUEKA	02/27/1964	Active	22	0	0	0.00%	24		2	Y	3		08/2025		
Exc Award (06/30/2016)																
23306	NELSON HOST	11/21/1962	Active	30	1	0	3.45%	33		1	Y	3	R	03/2025		
Exc Award (06/30/2016, 06/30/2023)																
145142	Nelson Lioness	03/01/2021	Cancelled(6*)	0	0	0	0.00%	20		2	N	None		05/2025		
Exc Award (06/30/2023)																
23307	NEW BRIGHTON	09/09/1963	Active	24	2	1	4.35%	22	30	1	Y		R	08/2025		
Exc Award (06/30/2016, 06/30/2018, 06/30/2023)																
37529	OXFORD & DISTRICTS L C	09/05/1979	Active	47	1	0	2.17%	47		1	Y		N	08/2025		
Exc Award (06/30/2020, 06/30/2023, 06/30/2025)																
23308	PICTON	12/02/1965	Active	23	0	0	0.00%	24		4	N			01/2023		
Exc Award (06/30/2020, 06/30/2021)																
23309	RANGIORA	07/04/1963	Active	30	0	0	0.00%	30		4	Y	2	R	06/2025		
Exc Award (06/30/2019)																
145141	Rangiora Lioness	03/01/2021	Active	6	0	0	0.00%	9		2	N			03/2025		
23310	RENEWICK	09/21/1970	Active	11	0	1	-8.33%	16	3	1	Y			06/2024		
23311	RICHMOND	11/06/1968	Active	24	1	0	4.35%	19		1	Y	2	R	07/2025		
Exc Award (06/30/2019, 06/30/2024)																
35496	ROLLESTON & DISTRICTS	04/27/1978	Active	44	1	1	0.00%	39	1	0	Y		N	08/2025		\$1,000.00



## Club Health Assessment for District 202 E through August 2025

			Status	Membership					Reports				Finance	LCIF		
Club Number	Club Name	Charter Date	Times in Status Quo in Past 2 Years	Current Member Count **	YTD Members Added	YTD Members Dropped	YTD Net Growth% ***	Member Count 1 Year Ago	Dropped Members Avg.Length of Service	Months Since Membership Update	Current Officers Reported ****	Current President Repeated Term	VP Reported *****	Last Date Reported Service (mm/yyyy)	Account Balance	YTD Donations
Exc Award (06/30/2016, 06/30/2018, 06/30/2024)			Active	39	2	0	5.41%	37		0	Y		N	04/2025		\$596.18
23312	SEDDON	09/08/1970														
Exc Award (06/30/2020, 06/30/2024)																
65303	SELWYN	05/15/2002														
Exc Award (06/30/2016, 06/30/2018, 06/30/2024)																
23320 WIGRAM 11/20/1972			Active	50	2	0	4.17%	50		1	Y		N	08/2025		
Exc Award (06/30/2017, 06/30/2018, 06/30/2022)																
45012 WOODEND PEGASUS 05/08/1985																
Exc Award (06/30/2022)																

Clubs Cancelled Previous Fiscal Year – Clubs Cancelled within last 12 months may be reinstated

Club Number	Club Name	Charter Date	Current Status*	Cancellation Date
33893	CHRISTCHURCH FERRYMEAD	05/12/1977	Cancelled(7*)	05/29/2025
48874	CHRISTCHURCH SEAVIEW	08/26/1988	Cancelled(6*)	08/29/2024

Current Total Clubs Count	YTD New Clubs Count	YTD Cancelled Clubs Count	YTD Net Club Gain	Current Total Members Count	YTD Add	YTD Drop	YTD Net Growth	YTD Net Growth %	Member Count 12 Months Ago	Average Member Count Per Club	% of Clubs with less than 20 members	% No Officer Report in 12 Months	% of Clubs with balance 90+ days	Number of Clubs in Status Quo	% Status Quo Clubs in Financial Suspension	Number of Cancelled Clubs	Average Cancelled Club Age	Members Lost Due to Cancellation	% of Clubs Cancelled for Non-Financial Reasons
38	0	1	-1	1,081	22	18	4	0.37%	1,099	28	24%	0%	5%	0	0%	1	88	0	100%

\* - P - Priority Club. Cancellation Reasons: 1-Objectives/conduct, 2-Non-active club, 5-Non-existing club, 6-Disbanding, 7-Merger, 8-Financial Suspension, 9-District/Multiple District Dues.

\*\* Red denotes below 15 active members.

\*\*\* Red denotes 20% + loss.

\*\*\*\* Y - all 3 (President, Secretary, Treasurer) club officers reported, N - not all 3 reported.

\*\*\*\*\* Abbreviation: N-New, IP-Immediate Past, R-Repeat.



# Club Health Assessment for District 202 F through August 2025

			Status	Membership						Reports				Finance	LCIF	
Club Number	Club Name	Charter Date	Times in Status Quo in Past 2 Years	Current Member Count **	YTD Members Added	YTD Members Dropped	YTD Net Growth% ***	Member Count 1 Year Ago	Dropped Members Avg.Length of Service	Months Since Membership Update	Current Officers Reported ****	Current President Repeated Term	VP Reported *****	Last Date Reported Service (mm/yyyy)	Account Balance	YTD Donations
Clubs more than two years old																
23321	ALEXANDRA	04/05/1967	Active	39	1	1	0.00%	32	1	0	Y	3	R	06/2025		
136199	Balclutha	08/30/2018	Active	6	0	0	0.00%	6		2	Y			08/2025		
55021	BALCLUTHA CLUTHA VALLEY	11/03/1993	Active	32	0	0	0.00%	32		14	Y			04/2023		
36498	BALFOUR	01/23/1979	Active	26	0	1	-3.70%	28	42	0	Y		N	07/2025		
23324	CLINTON	11/08/1967	Active	39	0	0	0.00%	44		5	Y			05/2019		
122433	Clyde & Districts	06/16/2014	Active	36	0	0	0.00%	38		2	Y	2	R	07/2025		
23325	CROMWELL	06/10/1969	Active	68	0	1	-1.45%	73	14	0	Y		N	08/2025		
53901	CROMWELL LAKE DUNSTAN	12/15/1992	Active	26	1	0	4.00%	26		0	Y			08/2025		\$447.14
53928	GORE HOKONUI	12/22/1992	Active	29	1	0	3.57%	32		1	Y		R	08/2025		
23330	GORE HOST	04/30/1963	Active	22	0	0	0.00%	22		14	Y	2		07/2025		
45183	GORE PAKEKE	06/13/1985	Active	47	2	0	4.44%	47		1	Y	2	R	05/2024		\$596.18
53464	GORE RIVER VALLEY	06/29/1992	Active	48	0	1	-2.04%	49	11	1	Y			08/2025		
Exc Award (06/30/2016, 06/30/2022)																
54474	INVERCARGILL CENTRAL	05/17/1993	Active	20	0	0	0.00%	20		5	Y	9		08/2025		
23335	LAWRENCE	07/14/1971	Active	38	0	0	0.00%	38		3	Y		N	06/2025		\$177.60
23336	LUMSDEN	10/07/1964	Active	8	0	0	0.00%	13		2	Y		N	11/2022		\$59.62
23337	MAKAREWA	11/14/1967	Active(1)	16	0	0	0.00%	16		14	N	3		04/2024		
23338	MANIOTOTO	02/23/1964	Active	49	0	0	0.00%	50		2	Y			06/2025		
23339	MATAURA	02/12/1969	Active	9	0	2	-18.18%	12	16	1	Y			08/2025		
Exc Award (06/30/2023)																
23342	MOSSBURN	12/21/1972	Active	17	0	0	0.00%	18		9	Y			08/2023		
23344	OHAI NIGHTCAPS L C	07/24/1968	Active	14	0	0	0.00%	15		3	Y			06/2025		
33244	OMAKAU DISTRICTS	01/07/1977	Active	18	0	0	0.00%	17		3	Y	2	R	04/2024		
23346	OWAKA	04/25/1972	Active	38	0	0	0.00%	38		3	Y		N	05/2022		
23349	QUEENSTOWN	11/24/1970	Active	29	1	0	3.57%	30		0	N	2		06/2025		
31134	RIVERSDALE	08/15/1975	Active	32	0	0	0.00%	32		13	Y		N	05/2024		
23350	RIVERTON	10/19/1965	Active	40	0	0	0.00%	42		3	Y		N	08/2025		



## Club Health Assessment for District 202 F through August 2025

			Status	Membership						Reports				Finance	LCIF	
Club Number	Club Name	Charter Date	Times in Status Quo in Past 2 Years	Current Member Count **	YTD Members Added	YTD Members Dropped	YTD Net Growth% ***	Member Count 1 Year Ago	Dropped Members Avg.Length of Service	Months Since Membership Update	Current Officers Reported ****	Current President Repeated Term	VP Reported *****	Last Date Reported Service (mm/yyyy)	Account Balance	YTD Donations
23351	ROXBURGH & DISTRICT L C	06/02/1971	Active	23	0	0	0.00%	22		2	Y	4	N	05/2025		
23353	TE ANAU	10/05/1964	Active	19	0	0	0.00%	22		6	Y			01/2025		
54552	TE ANAU KEPLER	06/03/1993	Active	10	0	0	0.00%	10		9	Y		IP	06/2025		\$119.24
37379	TOI TOIS L C	06/27/1979	Active	47	0	0	0.00%	47		2	Y	2	R	05/2025		
23354	TUATAPERE	03/15/1965	Active	36	0	0	0.00%	36		14	Y		N	11/2023		
122414	Waihopai City	06/11/2014	Active	27	2	2	0.00%	25	1	0	Y		R	08/2025		\$543.20
23355	WAIKIWI	05/28/1968	Active	16	1	0	6.67%	14		0	Y		N	05/2025		\$224.39
29889	WANAKA & DISTRICTS	10/31/1974	Active	36	4	1	9.09%	34	2	1	Y		N	01/2025		
54300	WANAKA UPPER CLUTHA	03/31/1993	Active	39	3	1	5.41%	37	3	1	Y		N	12/2024		
Exc Award (06/30/2018)																
23357	WEST OTAGO L C	05/02/1968	Active	49	0	1	-2.00%	44	0	0	Y		N	06/2025		
23358	WINTON	10/21/1964	Active	33	0	0	0.00%	34		1	Y		N	08/2025		\$1,041.17
23359	WYNDHAM	10/20/1965	Active	22	0	0	0.00%	23		2	Y	2	N	04/2025		
54408	WYNDHAM PIONEER	04/29/1993	Active	17	0	3	-15.00%	24	40	1	Y		N	08/2025		

Clubs Cancelled Previous Fiscal Year – Clubs Cancelled within last 12 months may be reinstated

Club Number	Club Name	Charter Date	Current Status*	Cancellation Date
53890	ALEXANDRA DUNSTAN	12/09/1992	Cancelled(6*)	09/29/2024
23332	INVERCARGILL HOST	05/14/1962	Cancelled(6*)	08/29/2024
23352	STEWART ISLAND L C	03/21/1969	Cancelled(8*)	06/29/2025

Current Total Clubs Count	YTD New Clubs Count	YTD Cancelled Clubs Count	YTD Net Club Gain	Current Total Members Count	YTD Add	YTD Drop	YTD Net Growth	YTD Net Growth %	Member Count 12 Months Ago	Average Member Count Per Club	% of Clubs with less than 20 members	% No Officer Report in 12 Months	% of Clubs with balance 90+ days	Number of Clubs in Status Quo	% Status Quo Clubs in Financial Suspension	Number of Cancelled Clubs	Average Cancelled Club Age	Members Lost Due to Cancellation	% of Clubs Cancelled for Non-Financial Reasons
38	0	0	0	1,120	16	14	2	0.18%	1,142	29	29%	0%	0%	0	0%	0	0	0	0%

\* - P - Priority Club. Cancellation Reasons: 1-Objectives/conduct, 2-Non-active club, 5-Non-existing club, 6-Disbanding, 7-Merger, 8-Financial Suspension, 9-District/Multiple District Dues.

\*\* Red denotes below 15 active members.

\*\*\* Red denotes 20% + loss.

\*\*\*\* Y - all 3 (President, Secretary, Treasurer) club officers reported, N - not all 3 reported.

\*\*\*\*\* Abbreviation: N-New, IP-Immediate Past, R-Repeat.






## Club Health Assessment for District 202 J through August 2025

			Status	Membership						Reports				Finance	LCIF	
Club Number	Club Name	Charter Date	Times in Status Quo in Past 2 Years	Current Member Count **	YTD Members Added	YTD Members Dropped	YTD Net Growth% ***	Member Count 1 Year Ago	Dropped Members Avg.Length of Service	Months Since Membership Update	Current Officers Reported ****	Current President Repeated Term	VP Reported *****	Last Date Reported Service (mm/yyyy)	Account Balance	YTD Donations
Clubs more than two years old																
23288	ASHBURTON	05/29/1963	Active	48	0	0	0.00%	46		0	Y		R	07/2025		
53019	ASHBURTON COUNTY	05/05/1992	Active	47	0	0	0.00%	53		1	Y		N	08/2025		
38703	ASHBURTON PAKEKE	06/03/1980	Active	33	1	0	3.13%	35		1	Y		N	06/2025		
29598	DUNEDIN BALMACEWEN	06/28/1974	Active	28	0	0	0.00%	28		2	Y		N	07/2025		
23326	DUNEDIN HOST	11/01/1961	Active	19	0	0	0.00%	16		4	Y		N	02/2025		
Exc Award (06/30/2018)																
23328	DUNEDIN SOUTH	06/27/1968	Active	12	0	3	-20.00%	13	1	1	Y	3		10/2022		\$90.89
23296	FAIRLIE	08/16/1972	Active	51	1	0	2.00%	49		1	Y		N	08/2025		\$302.96
23297	GERALDINE	11/04/1966	Active	58	0	1	-1.69%	58	15	1	Y		N	08/2025		
Exc Award (06/30/2021, 06/30/2023)																
141290	Geraldine Districts Lioness	06/18/2020	Active	33	1	0	3.13%	32		1	Y	2		06/2025		
23331	GREEN ISLAND	02/10/1971	Active	35	1	1	0.00%	39	7	0	Y	2	R	08/2025		
43914	HINDS AND DISTRICTS	05/22/1984	Active	55	0	0	0.00%	55		2	Y			07/2025		\$1,817.76
32297	LAKE TEKAPO	05/21/1976	Active	31	0	1	-3.13%	32	9	1	Y		N	05/2025		
35967	MAYFIELD & DISTRICT L C	07/14/1978	Active	60	0	0	0.00%	60		1	Y		N	05/2025		\$596.18
23304	METHVEN	06/21/1967	Active	76	1	0	1.33%	76		0	Y		N	12/2024	90+ Days	\$596.18
23340	MILTON	01/24/1968	Active	33	1	0	3.13%	33		1	Y		N	03/2025		\$892.19
97745	MOSGIEL DISTRICT	03/30/2007	P- Active	6	5	0	500.00%	0		0	Y	3		06/2023		
Exc Award (06/30/2018)																
53207	NORTH OTAGO	06/01/1992	Active	32	1	1	0.00%	35	32	0	Y			06/2025		
Exc Award (06/30/2016, 06/30/2023)																
23343	OAMARU	06/06/1963	Active	24	0	0	0.00%	24		1	Y		N	08/2025		
Exc Award (06/30/2021, 06/30/2023)																
30660	OTAGO PENINSULA	04/29/1975	Active	10	0	0	0.00%	10		2	Y	2		06/2025		
23347	PALMERSTON	05/20/1968	Active	25	0	0	0.00%	27		3	N	None		04/2023		
Exc Award (06/30/2021)																
42099	PLEASANT POINT	12/27/1982	Active	55	1	2	-1.79%	56	23	0	Y		N	06/2025		
23348	PORT CHALMERS & DISTRICT	06/07/1971	Active	20	0	0	0.00%	21		2	Y		N	06/2025		



## Club Health Assessment for District 202 J through August 2025

<div>New Zealand International Club Football</div>						Status				Membership				Reports				Finance		LCIF
						Times in Status Quo in Past 2 Years	Current Member Count **	YTD Members Added	YTD Members Dropped	YTD Net Growth***	Member Count 1 Year Ago	Dropped Members Avg.Length of Service	Months Since Membership Update	Current Officers Reported ****	Current President Repeated Term	VP Reported *****	Last Date Reported Service (mm/yyyy)	Account Balance	YTD Donations	
Club Number	Club Name	Charter Date																		
Exc Award (06/30/2019, 06/30/2021)																				
32251	RAKAIA	05/11/1976	Active	27	0	1	-3.57%	28	7	0	Y			06/2025			\$1,211.84			
35694	STRATH TAIERI	05/26/1978	Active(1)	12	0	0	0.00%	16		2	Y			08/2022						
29321	TAIERI	05/03/1974	Active	44	1	1	0.00%	43	51	0	Y		N	08/2025						
Exc Award (06/30/2021)																				
29888	TEMUKA	10/31/1974	Active	33	0	0	0.00%	33		2	Y		N	08/2025						
Exc Award (06/30/2016, 06/30/2018, 06/30/2023, 06/30/2024)																				
53208	TEMUKA DISTRICT	06/01/1992	Active	39	0	0	0.00%	38		1	Y		N	08/2025						
Exc Award (06/30/2018, 06/30/2023)																				
23316	TIMARU HOST	12/12/1962	Active	46	3	3	0.00%	48	2	0	Y	3	N	06/2025						
Exc Award (06/30/2023)																				
34229	TIMARU SUBURBAN L C	06/28/1977	Active	28	0	1	-3.45%	31	0	1	Y			08/2025						
34296	WAIANAKARUA	06/27/1977	Active(1)	21	0	0	0.00%	21		2	N	None		06/2025	90+ Days		\$596.18			
Exc Award (06/30/2023, 06/30/2024)																				
40324	WAIAREKA VALLEY	08/28/1981	Active	37	1	0	2.78%	44		0	Y		N	08/2025						
Exc Award (06/30/2023, 06/30/2024)																				
23318	WAIMATE	03/27/1969	Active	16	0	4	-20.00%	18	14	0	Y		N	05/2023						
53271	WAIMATE WHITEHORSE	06/11/1992	Active	26	0	1	-3.70%	26	2	1	Y	2		05/2025						
Current Total Clubs Count	YTD New Clubs Count	YTD Cancelled Clubs Count	YTD Net Club Gain	Current Total Members Count	YTD Add	YTD Drop	YTD Net Growth %	Member Count 12 Months Ago	Average Member Count Per Club	% of Clubs with less than 20 members	% No Officer Report in 12 Months	% of Clubs with balance 90+ days	Number of Clubs in Status Quo	% Status Quo Clubs in Financial Suspension	Number of Cancelled Clubs	Average Cancelled Club Age	Members Lost Due to Cancellation	% of Clubs Cancelled for Non-Financial Reasons		
33	0	0	0	1,120	18	20	-2	-0.18%	1,144	34	18%	3%	6%	0	0%	0	0	0%		

\* - P - Priority Club. Cancellation Reasons: 1-Objectives/conduct, 2-Non-active club, 5-Non-existing club, 6-Disbanding, 7-Merger, 8-Financial Suspension, 9-District/Multiple District Dues.

\*\* Red denotes below 15 active members.

\*\*\* Red denotes 20% + loss.

\*\*\*\* Y - all 3 (President, Secretary, Treasurer) club officers reported, N - not all 3 reported.

\*\*\*\*\* Abbreviation: N-New, IP-Immediate Past, R-Repeat.



# Club Health Assessment for District 202 K through August 2025

			Status	Membership						Reports				Finance	LCIF	
Club Number	Club Name	Charter Date	Times in Status Quo in Past 2 Years	Current Member Count **	YTD Members Added	YTD Members Dropped	YTD Net Growth% ***	Member Count 1 Year Ago	Dropped Members Avg.Length of Service	Months Since Membership Update	Current Officers Reported ****	Current President Repeated Term	VP Reported *****	Last Date Reported Service (mm/yyyy)	Account Balance	YTD Donations
Clubs less than two years old																
187801	Mangawhai	08/13/2025	Newly Chartered	27	27	0	100.00%	0		0	Y			08/2025	90+ Days	
180120	Tavua Vatukoula	03/31/2025	Active	22	0	0	0.00%	0		4	Y	2				
Clubs more than two years old																
23097	APIA	07/19/1965	Active(2)	11	0	0	0.00%	11		21	Y	4		12/2024		
32119	AUCKLAND BUSINESS	04/19/1976	Active(1)	2	0	0	0.00%	4		2	N	None				
53161	AUCKLAND HILLCREST	05/28/1992	Active	30	3	0	11.11%	27		1	Y		R	07/2025		
Exc Award (06/30/2021)																
23100	AVONDALE	10/14/1964	Active	10	0	0	0.00%	7		4	Y		R	05/2025		
23089	BA	03/07/1968	Active	15	0	0	0.00%	16		9	Y			07/2018		
34404	BLOCKHOUSE BAY-LYNFIELD L C	08/04/1977	Active	8	0	0	0.00%	8		2	Y		R	12/2024		\$302.96
Exc Award (06/30/2020)																
32749	BUCKLANDS BEACH	09/24/1976	Active	12	0	0	0.00%	13		0	Y	2		06/2025		\$363.55
Exc Award (06/30/2023)																
23102	CLEVEDON	06/27/1972	Active	5	0	1	-16.67%	7	2	1	Y	8		03/2024		
23198	COROMANDEL	03/03/1971	Active	21	0	1	-4.55%	22	9	0	Y	2		11/2024		
23103	DARGAVILLE	10/13/1965	Active	20	0	0	0.00%	21		2	Y	2	R	09/2019		
23104	DEVONPORT	05/17/1966	Active	7	0	0	0.00%	7		2	Y	7		06/2019		
23105	EAST COAST BAYS	05/02/1962	Active	4	0	0	0.00%	5		11	Y	6		09/2023		
23106	EDEN EPSOM L C	11/26/1964	Active	13	0	0	0.00%	15		3	Y	3	R	04/2025		\$100.00
23110	HELENSVILLE	09/12/1962	Active	23	0	0	0.00%	23		2	Y	4	N	08/2025		
Exc Award (06/30/2019, 06/30/2024)																
23149	HENDERSON WEST AUCKLAND	08/18/1960	Active	17	0	0	0.00%	16		2	Y		N	10/2024		\$178.85
23111	HIKURANGI	12/10/1963	Active	22	0	1	-4.35%	27	38	1	Y			06/2025		\$148.00
Exc Award (06/30/2022)																
23112	HOWICK	10/16/1961	Active	6	1	0	20.00%	15		1	Y		N	06/2025		
Exc Award (06/30/2018, 06/30/2023)																
23113	HUAPAI KUMEU L C	03/10/1970	Active	22	0	0	0.00%	23		0	Y	2	R	02/2024		




## Club Health Assessment for District 202 K through August 2025

			Status	Membership						Reports				Finance	LCIF	
Club Number	Club Name	Charter Date	Times in Status Quo in Past 2 Years	Current Member Count **	YTD Members Added	YTD Members Dropped	YTD Net Growth% ***	Member Count 1 Year Ago	Dropped Members Avg.Length of Service	Months Since Membership Update	Current Officers Reported ****	Current President Repeated Term	VP Reported *****	Last Date Reported Service (mm/yyyy)	Account Balance	YTD Donations
23114	KAIKOHE	11/09/1965	Active	12	0	0	0.00%	12		10	Y	2	N	07/2025		\$71.04
23115	KAITAIA	03/04/1964	Active	25	0	3	-10.71%	21	2	0	Y	2		12/2023		
23090	LABASA	01/26/1972	Active(1)	13	0	0	0.00%	10		3	Y			05/2024		
23119	MANGAKAHIA	12/01/1969	Active	19	1	2	-5.00%	23	22	0	Y		R	12/2020		
Exc Award (06/30/2018)																
23121	MANGONUI	12/09/1963	Active	30	3	0	11.11%	25		1	Y	4	R	08/2025		
Exc Award (06/30/2019)																
39738	MARSDEN L C	04/01/1981	Active	22	0	0	0.00%	23		2	Y		N	06/2025		
145013	Mercury Bay	02/03/2021	Active	21	0	0	0.00%	21		0	Y		N	07/2025		
122590	Nadi	06/24/2014	Active	15	0	0	0.00%	14		2	Y		N	10/2024		
23128	NEW LYNN	10/18/1961	Active	20	0	0	0.00%	21		5	Y		N	05/2025		
23215	NGATEA	04/26/1965	Active	32	1	0	3.23%	34		1	Y			08/2025		
29154	OKAIHAU	04/04/1974	Active	23	2	0	9.52%	19		1	Y	2		08/2025		
23132	ONERAHI AND WHANGAREI HEADS	08/25/1972	Active	11	0	0	0.00%	15		2	Y	2	N	08/2025		
Exc Award (06/30/2023)																
42852	OPONONI & DISTRICT L C	06/30/1983	Active	16	0	1	-5.88%	22	42	0	Y	3		08/2025		\$296.01
Exc Award (06/30/2019)																
23133	OREWA	06/23/1964	Active	51	0	0	0.00%	49		1	Y		N	08/2025		
Exc Award (06/30/2018, 06/30/2019, 06/30/2022, 06/30/2023)																
41930	PAGO PAGO	10/28/1982	Active(1)	28	0	0	0.00%	29		9	Y		R	09/2024		\$20.00
23136	PAKURANGA PANMURE	08/03/1960	Active	16	1	0	6.67%	15		1	Y			08/2025		
23137	PAPAKURA	10/05/1964	Active	10	2	0	25.00%	10		1	Y	5	R	08/2025		
Exc Award (06/30/2019)																
36406	PAPAROA	12/29/1978	Active	21	1	0	5.00%	20		0	Y		N	03/2024		
23138	PAPATOETOE	10/02/1961	Active	15	0	0	0.00%	15		0	Y		IP	08/2023		
145947	Pokeno and Districts	04/22/2021	Active	13	1	0	8.33%	14		1	Y		N			
23141	PUKEKOHE	10/02/1963	Active	19	2	4	-9.52%	21	43	1	Y			07/2025		\$180.76
23143	REMUERA	09/09/1963	Active	22	0	0	0.00%	23		1	Y	3	R	11/2024		
35968	RUAWAI	07/12/1978	Active	17	4	0	30.77%	9		0	Y			03/2025		



# Club Health Assessment for District 202 K through August 2025

			Status	Membership					Reports				Finance		LCIF	
Club Number	Club Name	Charter Date	Times in Status Quo in Past 2 Years	Current Member Count **	YTD Members Added	YTD Members Dropped	YTD Net Growth% ***	Member Count 1 Year Ago	Dropped Members Avg.Length of Service	Months Since Membership Update	Current Officers Reported ****	Current President Repeated Term	VP Reported *****	Last Date Reported Service (mm/yyyy)	Account Balance	YTD Donations
Exc Award (06/30/2016, 06/30/2023)																
23095	SUVA	06/10/1963	Active	8	0	0	0.00%	9		2	Y			06/2015		\$200.85
23235	TE KAUWHATA & DISTRICTS	11/25/1969	Active	35	0	0	0.00%	37		2	Y		N	09/2024		
35495	TUAKAU	04/24/1978	Active	16	0	0	0.00%	21		4	Y		R	03/2025		
45013	WAIMAUKU	05/31/1985	Active	15	0	2	-11.76%	17	40	1	Y		R	08/2025		
23148	WAIPU	08/02/1966	Active	48	5	30	-34.25%	65	1	0	Y		N	02/2025		
23151	WAIUKU	11/11/1965	Active	23	1	1	0.00%	24	45	0	Y		IP	08/2025		
23152	WARKWORTH	02/03/1966	Active	17	0	0	0.00%	23		2	Y			08/2025		
Exc Award (06/30/2023)																
53042	WARKWORTH KOWHAI COAST	05/01/1992	Active	19	0	0	0.00%	18		4	Y	7	R	12/2024		
23153	WELLSFORD	10/10/1966	Active	25	0	1	-3.85%	22	12	1	Y		N	06/2023		
29753	WHANGAMATA	08/22/1974	Active(1)	24	0	0	0.00%	30		3	Y			05/2025		
Exc Award (06/30/2019)																
23154	WHANGAREI	11/29/1960	Active	20	0	0	0.00%	17		2	Y	7		05/2021		
Exc Award (06/30/2019)																
38196	WHANGAREI MID WESTERN	03/13/1980	Active	15	0	2	-11.76%	17	3	0	N		IP	01/2024		
23243	WHITIANGA	09/25/1965	Active	26	0	1	-3.70%	25	3	0	Y	2	R	08/2025		
Exc Award (06/30/2023)																


Clubs Cancelled Previous Fiscal Year – Clubs Cancelled within last 12 months may be reinstated

Club Number	Club Name	Charter Date	Current Status*	Cancellation Date
23116	KAMO	05/31/1966	Cancelled(6*)	08/29/2024
33184	TUTUKAKA COAST	12/31/1976	Cancelled(6*)	05/29/2025
96935	WHANGAREI HATEA	04/14/2006	Cancelled(6*)	09/29/2024

Current Total Clubs Count	YTD New Clubs Count	YTD Cancelled Clubs Count	YTD Net Club Gain	Current Total Members Count	YTD Add	YTD Drop	YTD Net Growth	YTD Net Growth %	Member Count 12 Months Ago	Average Member Count Per Club	% of Clubs with less than 20 members	% No Officer Report in 12 Months	% of Clubs with balance 90+ days	Number of Clubs in Status Quo	% Status Quo Clubs in Financial Suspension	Number of Cancelled Clubs	Average Cancelled Club Age	Members Lost Due to Cancellation	% of Clubs Cancelled for Non-Financial Reasons
56	1	0	1	1,059	55	50	5	0.47%	1,057	19	54%	0%	2%	0	0%	0	0	0	0%



## Club Health Assessment for District 202 K through August 2025

			Status	Membership					Reports				Finance	LCIF		
Club Number	Club Name	Charter Date	Times in Status Quo in Past 2 Years	Current Member Count **	YTD Members Added	YTD Members Dropped	YTD Net Growth% ***	Member Count 1 Year Ago	Dropped Members Avg.Length of Service	Months Since Membership Update	Current Officers Reported ****	Current President Repeated Term	VP Reported *****	Last Date Reported Service (mm/yyyy)	Account Balance	YTD Donations

\* - P - Priority Club. Cancellation Reasons: 1-Objectives/conduct, 2-Non-active club, 5-Non-existing club, 6-Disbanding, 7-Merger, 8-Financial Suspension, 9-District/Multiple District Dues.

\*\* Red denotes below 15 active members.


\*\*\* Red denotes 20% + loss.

\*\*\*\* Y - all 3 (President, Secretary, Treasurer) club officers reported, N - not all 3 reported.

\*\*\*\*\* Abbreviation: N-New, IP-Immediate Past, R-Repeat.




# Club Health Assessment for District 202 L through August 2025

			Status	Membership					Reports					Finance	LCIF	
Club Number	Club Name	Charter Date	Times in Status Quo in Past 2 Years	Current Member Count **	YTD Members Added	YTD Members Dropped	YTD Net Growth% ***	Member Count 1 Year Ago	Dropped Members Avg.Length of Service	Months Since Membership Update	Current Officers Reported ****	Current President Repeated Term	VP Reported *****	Last Date Reported Service (mm/yyyy)	Account Balance	YTD Donations
Clubs more than two years old																
29780	BETHLEHEM - TE PUNA	08/22/1974	Active	17	0	0	0.00%	21		4	Y		N	04/2025		
	Exc Award (06/30/2016)															
23197	CAMBRIDGE	12/07/1961	Active	81	0	1	-1.22%	88	14	0	Y		N	08/2025		
23199	EDGECEMBE	09/10/1964	Active	24	0	0	0.00%	23		13	Y	2		02/2019		
35828	HAMILTON DINSDALE	06/19/1978	Active	25	0	1	-3.85%	26	2	1	Y		N	08/2025		
	Exc Award (06/30/2023, 06/30/2024)															
23204	HAMILTON EAST HAMILTON	06/21/1965	Active	16	2	0	14.29%	13		0	Y	5		10/2024		
30114	HAMILTON SOUTH HAMILTON	01/06/1975	Cancelled(6*)	0	0	1	-100.00%	18	19	1	N	None		12/2022		
36923	HINUERA-TE POI L C	04/09/1979	Active	31	0	0	0.00%	32		1	Y		N	08/2025		
23205	HUNTLY	01/31/1961	Active	23	0	0	0.00%	19		3	N	None		12/2021		
23206	KATIKATI	11/10/1970	Active	38	0	2	-5.00%	38	21	0	Y			06/2025		
	Exc Award (06/30/2016, 06/30/2017, 06/30/2018, 06/30/2023)															
33376	KIHIKIHI	02/23/1977	Active	27	0	0	0.00%	29		2	Y	3		04/2025		
23210	MATAMATA	12/04/1958	Active	30	2	0	7.14%	32		0	Y		N	08/2025		
	Exc Award (06/30/2022)															
23211	MORRINSVILLE	05/05/1959	Active	78	0	0	0.00%	74		0	Y	2		05/2023		
	Exc Award (06/30/2022, 06/30/2023)															
37747	MOUNT PIRONGIA L C	11/30/1979	Active	16	0	0	0.00%	17		6	Y			08/2025		
23212	MT MAUNGANUI	06/21/1958	Active	17	0	1	-5.56%	19	55	0	Y			01/2023		
23214	NGARUAWAHIA	05/29/1963	Active(1)	10	0	0	0.00%	10		3	Y	5		04/2024	90+ Days	
	Exc Award (06/30/2023)															
23216	NGONGOTAHA	10/12/1965	Cancelled(6*)	0	0	0	0.00%	8		2	N	None		05/2024		
119728	North Hamilton	06/20/2013	Active	7	2	0	40.00%	5		0	Y	6		05/2022		
33625	OHAUPO-NGAHINAPOURI L C	04/04/1977	Active	19	0	0	0.00%	18		4	Y		N	11/2023		\$118.40
23217	OHOPE BEACH	06/19/1972	Active	24	0	0	0.00%	21		3	Y		R	06/2022		
46437	OMOKOROA AND DISTRICTS	06/26/1986	Active	23	0	0	0.00%	26		1	Y	2	R	08/2025		
23218	OPOTIKI	06/19/1967	Active	16	0	1	-5.88%	16	47	1	Y	4		10/2019		
	Exc Award (06/30/2016)															



## Club Health Assessment for District 202 L through August 2025

			Status	Membership						Reports				Finance	LCIF	
Club Number	Club Name	Charter Date	Times in Status Quo in Past 2 Years	Current Member Count **	YTD Members Added	YTD Members Dropped	YTD Net Growth% ***	Member Count 1 Year Ago	Dropped Members Avg.Length of Service	Months Since Membership Update	Current Officers Reported ****	Current President Repeated Term	VP Reported *****	Last Date Reported Service (mm/yyyy)	Account Balance	YTD Donations
23219	OTOROHANGA	08/24/1964	Active	29	0	2	-6.45%	30	36	0	Y		N	08/2025	90+ Days	\$257.53
23220	PAEROA	08/16/1960	Active	30	0	1	-3.23%	38	12	1	Y			08/2025		
37378	PAPAMOA	06/27/1979	Active	29	0	0	0.00%	27		3	Y		R	06/2025		
Exc Award (06/30/2023)																
23222	PIO PIO	08/25/1972	Active	23	0	0	0.00%	23		7	Y			08/2025		
154207	Pyes Pa Tauriko	04/18/2023	Active	34	1	2	-2.86%	31	7	1	Y		N	08/2025		
23224	RAGLAN	08/25/1972	Active	19	0	0	0.00%	19		15	Y	5		03/2024		
29752	REPOROA	08/06/1974	Active	26	0	0	0.00%	24		2	Y			03/2025		
32447	ROTORUA EAST	06/25/1976	Active	10	0	0	0.00%	8		2	Y			08/2025		
Exc Award (06/30/2018)																
52797	ROTORUA SULPHUR CITY	04/07/1992	Active	16	0	0	0.00%	17		1	Y	2	R	08/2025		
23227	TAHUNA & DISTRICTS L C	06/06/1973	Active	25	0	0	0.00%	27		0	Y		N	05/2023		
124149	Tamahere	02/09/2015	Active	23	0	0	0.00%	20		0	Y			03/2024		
Exc Award (06/30/2018)																
23228	TANEATUA	11/21/1966	Active	18	0	0	0.00%	19		2	Y	4				
36404	TAUPO LAKELAND	12/29/1978	Active	20	2	0	11.11%	15		0	Y	2	N	05/2025		
39562	TAUPO PAKEKE	03/05/1981	Active	25	1	1	0.00%	28	27	1	Y			06/2025		
62821	TAURANGA CITY SUNRISE	02/28/2000	Active	25	0	0	0.00%	26		2	Y	2	N	08/2025		
52524	TAURANGA HARBOUR	02/19/1992	Active	13	0	1	-7.14%	15	8	0	Y			08/2025		
23201	TAURANGA MOANA	10/14/1965	Active	26	0	1	-3.70%	33	47	0	Y			03/2023		
Exc Award (06/30/2016)																
23231	TE AROHA	05/22/1962	Active	25	1	0	4.17%	25		1	Y	2	N	02/2025		
59319	TE AROHA MOUNTAIN	04/01/1997	Active	21	1	0	5.00%	21		1	Y	2		07/2025		
23232	TE AWAMUTU	05/01/1961	Active	24	0	0	0.00%	24		1	Y		N	08/2025		
Exc Award (06/30/2024)																
23233	TE KUITI	09/17/1963	Active	11	0	0	0.00%	9		2	Y	2		03/2025		
Exc Award (06/30/2023)																
53684	TE PUKE KIWI COAST	09/17/1992	Active	30	0	0	0.00%	33		2	Y	2		07/2025		
53372	TEAWAMUTU ROSETOWN	06/15/1992	Active	30	0	0	0.00%	31		0	Y	2	N	08/2025		
Exc Award (06/30/2017)																





## Club Health Assessment for District 202 L through August 2025

			Status	Membership					Reports					Finance	LCIF	
Club Number	Club Name	Charter Date	Times in Status Quo in Past 2 Years	Current Member Count **	YTD Members Added	YTD Members Dropped	YTD Net Growth% ***	Member Count 1 Year Ago	Dropped Members Avg.Length of Service	Months Since Membership Update	Current Officers Reported ****	Current President Repeated Term	VP Reported *****	Last Date Reported Service (mm/yyyy)	Account Balance	YTD Donations
23238	TIRAU	11/27/1973	Active	34	0	0	0.00%	34		2	Y	2	R	07/2025		
23239	TOKOROA	08/09/1962	Active	31	1	0	3.33%	30		1	Y			07/2022		
53130	TOKOROA & DIST L C	05/19/1992	Active	13	0	0	0.00%	15		5	Y			06/2025		\$177.60
33186	TOKOROA CITY	12/31/1976	Active	34	0	0	0.00%	34		2	Y		N	06/2025		\$296.01
Exc Award (06/30/2016, 06/30/2019)																
23241	WAIHI	09/29/1965	Active	46	4	0	9.52%	44		0	Y	3		08/2025		
Exc Award (06/30/2018, 06/30/2024)																
40376	WELCOME BAY L C	09/15/1981	Active	13	0	0	0.00%	16		2	Y	2		12/2024		
34228	WHAKATANE KOPEOPEO	06/28/1977	Active	23	0	0	0.00%	23		0	Y	2	N	08/2025		\$136.16

Clubs Cancelled Previous Fiscal Year – Clubs Cancelled within last 12 months may be reinstated

Club Number	Club Name	Charter Date	Current Status*	Cancellation Date
35829	HAMILTON ST ANDREWS	06/14/1978	Cancelled(6*)	06/29/2025

Current Total Clubs Count	YTD New Clubs Count	YTD Cancelled Clubs Count	YTD Net Club Gain	Current Total Members Count	YTD Add	YTD Drop	YTD Net Growth	YTD Net Growth %	Member Count 12 Months Ago	Average Member Count Per Club	% of Clubs with less than 20 members	% No Officer Report in 12 Months	% of Clubs with balance 90+ days	Number of Clubs in Status Quo	% Status Quo Clubs in Financial Suspension	Number of Cancelled Clubs	Average Cancelled Club Age	Members Lost Due to Cancellation	% of Clubs Cancelled for Non-Financial Reasons
49	0	2	-2	1,248	17	15	2	0.16%	1,292	25	33%	0%	4%	0	0%	2	79	1	100%

\* - P - Priority Club. Cancellation Reasons: 1-Objectives/conduct, 2-Non-active club, 5-Non-existing club, 6-Disbanding, 7-Merger, 8-Financial Suspension, 9-District/Multiple District Dues.

\*\* Red denotes below 15 active members.

\*\*\* Red denotes 20% + loss.

\*\*\*\* Y - all 3 (President, Secretary, Treasurer) club officers reported, N - not all 3 reported.

\*\*\*\*\* Abbreviation: N-New, IP-Immediate Past, R-Repeat.



## Club Health Assessment for District 202 M through August 2025

			Status	Membership						Reports				Finance	LCIF	
Club Number	Club Name	Charter Date	Times in Status Quo in Past 2 Years	Current Member Count **	YTD Members Added	YTD Members Dropped	YTD Net Growth% ***	Member Count 1 Year Ago	Dropped Members Avg.Length of Service	Months Since Membership Update	Current Officers Reported ****	Current President Repeated Term	VP Reported *****	Last Date Reported Service (mm/yyyy)	Account Balance	YTD Donations
Clubs more than two years old																
32296	AOTEA RAILWAY Exc Award (06/30/2025)	05/25/1976	Active	13	0	0	0.00%	10		0	Y			08/2025		
127747	Aotearoa	06/07/2016	Cancelled(6*)	0	0	1	-100.00%	9	19	1	N	None		01/2024		
23156	CARTERTON	09/18/1969	Active	26	0	1	-3.70%	28	40	1	N			08/2024		
53016	CARTERTON CENTRAL	05/01/1992	Active	19	1	0	5.56%	19		0	Y		N	02/2024		
23157	DANNEVIRKE HOST	02/21/1962	Active	37	0	0	0.00%	39		1	Y		N	08/2024		
23159	EASTBOURNE	06/06/1972	Active	19	6	1	35.71%	14	1	1	Y	7	R	06/2025		
23163	GISBORNE HOST Exc Award (06/30/2023)	09/18/1961	Active	21	4	0	23.53%	17		0	Y	2		07/2025		
32750	GISBORNE WAINUI Exc Award (06/30/2022)	09/09/1976	Active	20	0	0	0.00%	21		1	Y	3		07/2025		
23165	GREYTOWN	11/13/1972	Active	28	1	1	0.00%	26	51	0	Y		N	03/2023		
23166	HASTINGS HOST	10/11/1961	Active	46	0	1	-2.13%	46	34	1	Y		N	06/2025		
52874	HASTINGS PIONEER Exc Award (06/30/2022, 06/30/2023)	04/14/1992	Active	23	0	0	0.00%	31		1	Y			08/2025		
23168	JOHNSONVILLE Exc Award (06/30/2018, 06/30/2023)	03/25/1969	Active	26	1	0	4.00%	22		1	N			08/2025		
66683	KAPAKAPANUI Exc Award (06/30/2022, 06/30/2023)	10/09/2002	Active	18	0	1	-5.26%	21	22	1	Y		N	08/2025		
23254	KAPITI Exc Award (06/30/2024)	05/16/1963	Active	22	0	0	0.00%	23		2	Y	7		12/2024		
41388	KAPITI PAKEKE	05/25/1982	Active	13	0	0	0.00%	11		1	Y		N	08/2025		
23169	KARORI Exc Award (06/30/2016, 06/30/2017, 06/30/2021, 06/30/2023)	05/06/1969	Active	33	1	0	3.13%	31		0	Y	2	N	07/2025		\$300.00
30619	LEVIN WAIOPEHU	04/16/1975	Active	16	0	0	0.00%	17		1	N	None	N	03/2024		
23170	LOWER HUTT HOST Exc Award (06/30/2023, 06/30/2024)	12/07/1960	Active	22	0	0	0.00%	24		1	Y	2	R	08/2025		\$1,776.04
23258	MANA Exc Award (06/30/2016, 06/30/2018, 06/30/2023)	12/12/1972	Active	34	0	0	0.00%	32		3	Y		N	08/2025		



Club Health Assessment for District 202 M through August 2025

			Membership						Reports				Finance		LCIF	
Club Number	Club Name	Charter Date	Times in Status Quo in Past 2 Years	Current Member Count **	YTD Members Added	YTD Members Dropped	YTD Net Growth% ***	Member Count 1 Year Ago	Dropped Members Avg.Length of Service	Months Since Membership Update	Current Officers Reported ****	Current President Repeated Term	VP Reported *****	Last Date Reported Service (mm/yyyy)	Account Balance	YTD Donations
23173	MARTINBOROUGH	02/15/1966	Active	33	0	0	0.00%	38		0	Y		N	02/2023		
23172	MASTERTON HOST WAIPOUA	11/16/1957	Active	32	0	1	-3.03%	34	14	1	Y		N	07/2025		
23174	NAPIER HOST	07/19/1961	Active	22	0	0	0.00%	23		2	Y		N	08/2025		
53060	NAPIER SPIRIT	05/08/1992	Active	14	0	0	0.00%	19		1	Y			08/2025		
23177	NORSEWOOD	12/29/1972	Active	23	0	0	0.00%	23		1	Y			06/2024		
23178	PAHIATUA	03/06/1963	Active	17	0	0	0.00%	18		2	Y		R	10/2023		
53371	PAHIATUA & WOODVILLE T DIST LC	06/15/1992	Active	18	0	0	0.00%	17		4	Y		IP	06/2025		
23181	RIMUTAKA	09/29/1972	Active	15	0	0	0.00%	16		0	N		IP	08/2025		
29155	SILVERSTREAM	04/12/1974	Active	19	0	0	0.00%	23		2	Y		IP	08/2025		
Exc Award (06/30/2023)																
30744	TAKAPAU	05/12/1975	Active	25	0	0	0.00%	29		1	Y		N	10/2024		
23279	TAWA	02/16/1966	Active	18	0	0	0.00%	20		3	Y	2		06/2024		\$894.27
Exc Award (06/30/2016)																
23281	WAIKANAE	07/12/1973	Active	52	1	0	1.96%	49		0	Y		N	06/2025		
Exc Award (06/30/2023)																
23188	WAINUIOMATA	05/10/1965	Active	20	0	0	0.00%	21		5	Y	3		06/2025		
23189	WAIPAWA DISTRICT L C	05/16/1968	Active	22	0	0	0.00%	22		3	Y	2	N	05/2024		
53551	WAIROA LIGHTHOUSE	07/28/1992	Active	19	0	0	0.00%	22		1	Y		N	09/2024		
23196	WOODVILLE	06/13/1966	Active	28	0	2	-6.67%	33	19	1	Y			12/2022		

Clubs Cancelled Previous Fiscal Year – Clubs Cancelled within last 12 months may be reinstated

Club Number	Club Name	Charter Date	Current Status*	Cancellation Date
23192	WELLINGTON HOST	10/20/1958	Cancelled(6*)	08/29/2024
23194	WELLINGTON NORTH INC LC	05/16/1968	Cancelled(6*)	08/29/2024

Current Total Clubs Count	YTD New Clubs Count	YTD Cancelled Clubs Count	YTD Net Club Gain	Current Total Members Count	YTD Add	YTD Drop	YTD Net Growth	YTD Net Growth %	Member Count 12 Months Ago	Average Member Count Per Club	% of Clubs with less than 20 members	% No Officer Report in 12 Months	% of Clubs with balance 90+ days	Number of Clubs in Status Quo	% Status Quo Clubs in Financial Suspension	Number of Cancelled Clubs	Average Cancelled Club Age	Members Lost Due to Cancellation	% of Clubs Non-Financial Reasons
34	0	1	-1	813	15	9	6	0.74%	848	24	38%	0%	0%	0	0%	1	131	1	100%



Club Health Assessment for District 202 M through August 2025

INTERNATIONAL

			Status	Membership					Reports				Finance	LCIF		
Club Number	Club Name	Charter Date	Times in Status Quo in Past 2 Years	Current Member Count **	YTD Members Added	YTD Members Dropped	YTD Net Growth% ***	Member Count 1 Year Ago	Dropped Members Avg.Length of Service	Months Since Membership Update	Current Officers Reported ****	Current President Repeated Term	VP Reported *****	Last Date Reported Service (mm/yyyy)	Account Balance	YTD Donations

\* - P - Priority Club. Cancellation Reasons: 1-Objectives/conduct, 2-Non-active club, 5-Non-existing club, 6-Disbanding, 7-Merger, 8-Financial Suspension, 9-District/Multiple District Dues.

\*\* Red denotes below 15 active members.

\*\*\* Red denotes 20% + loss.

\*\*\*\* Y - all 3 (President, Secretary, Treasurer) club officers reported, N - not all 3 reported.

\*\*\*\*\* Abbreviation: N-New, IP-Immediate Past, R-Repeat.